

CITY OF COFFS HARBOUR

INTEGRATED PLANNING AND REPORTING



2022/23 Operational Plan
Quarterly progress report summary
1 October to 31 December 2022

Our performance over the last quarter



6 degrees provided 5 activities for business



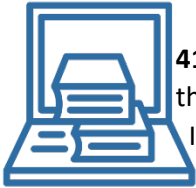
93 dogs and cats impounded



97.4% of roads repaired (including potholes)




7.5% increase in corporate social media audiences



41,078 physical visits to the library
Issued 73,654 item loans



0 Unresolved water quality complaints



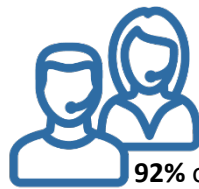
Jetty Memorial Theatre sold 8,373 tickets, and held 61 performances and film events



43% of capital work orders were completed on time



70% of construction certificates were issued by the City



92% of customer enquiries were resolved at first point of

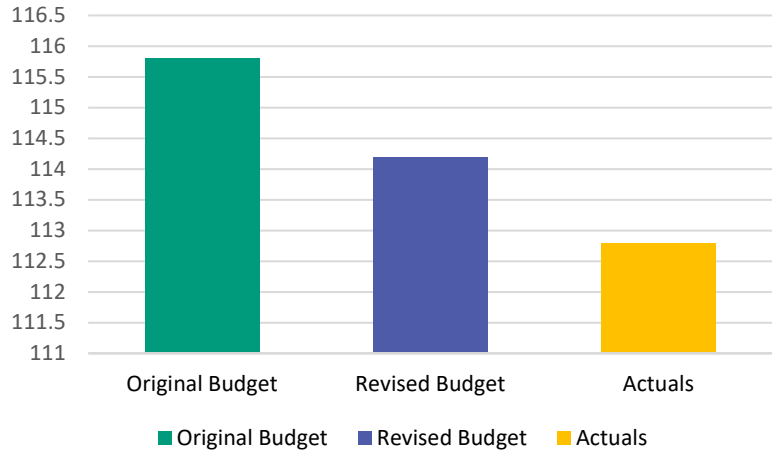


6 degrees small business month, Agriculture and food event



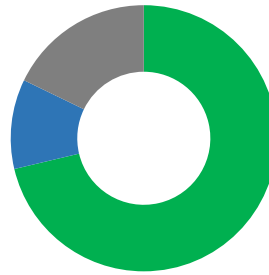
Youth Zone at Corindi Bush 2 Beach festival

Year to date budget and spend (\$m)



Total initiatives 202

Initiatives completed or on track

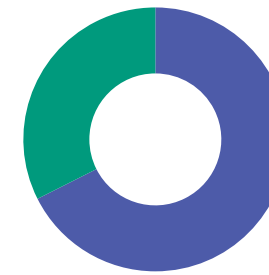


■ On track ■ Complete ■ Other

Capital Works program to date

\$59.1 million

(total budget \$123.1 million)

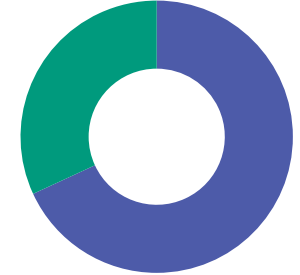


■ Full year budget ■ December actual

Operating expenditure to date

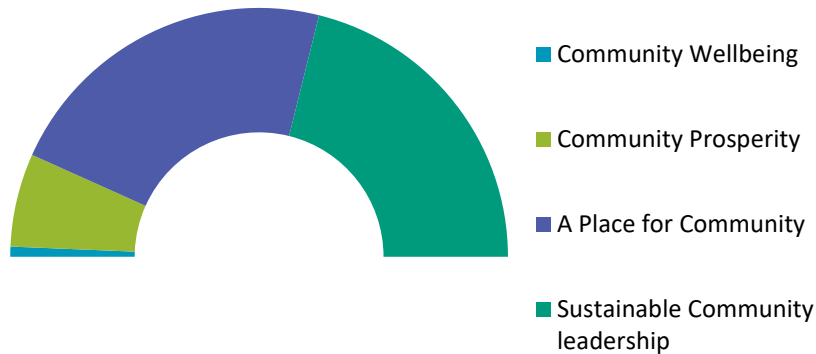
\$112.8 million

(total budget \$240.9 million)



■ Full year budget ■ December actual

Year to date expenditure by MyCoffs Community Strategic Plan theme



Capital works completed (Q2 only)

Aubrey Crescent Road Rehabilitation \$0.36m	Arrawarra Rd Sewer Main Renewal* \$0.12m	Black Spot Program, Karangi Renewal* \$0.89m	Cochrans Pool – river bank stabilisation \$0.05m
Cook Dr COF PAV Renew* \$0.26m	Crossing Newports creek bank stabilisation \$0.07m	Hurley Dr COF PAV renew \$0.35m	Wiigulga Sports Complex* \$26.4m
Nana Glen playground and carpark \$0.28m	Park & Recreational asset New/Upgrade \$0.09m*	Coffs WRP Pumps Refurbishment & AV Renewals* \$0.03m	Skate Parks Renewal \$0.02m
Timmsvale Road, Ulong Dust Seal* \$0.31m	Footpaths program, Cavanba to Eungella St \$0.16m	Solitary Islands Way to Arrawarra Beach Rd WM renewal \$0.14m	Mullaway amenities* \$0.11m
Williams Bridge renewal* \$0.42m			

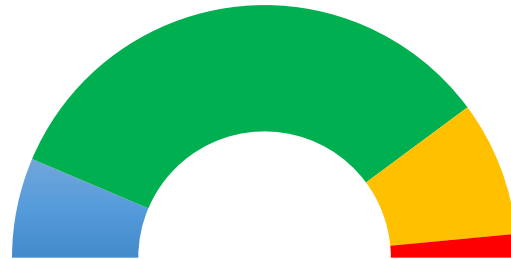
*Some projects are only practically complete. Actual spend does not include commitments/invoice yet to be paid.

Consolidated income statement

City of Coffs Harbour Consolidated Income Statement Period Ending: 31 December 2022														
DESCRIPTION	CURRENT MONTH				YEAR TO DATE					FULL YEAR				
	Actual \$'000	Budget \$'000	Variance \$'000	Var %	Actual \$'000	Budget \$'000	Variance \$'000	Var %	Last year LTD Actuals \$'000	Last Year Actual	Original Budget	Approved Changes	Proposed Changes	Year End Forecast
Recurrent Revenue														
Rates & Annual Charges	9,226	9,215	11	0%	110,714	110,977	(263)	0%	52,832	107,222	108,698	2,279	0	110,977
User Charges & Fees	5,434	4,770	665	12%	21,634	20,786	848	4%	19,095	46,072	44,779	17	0	44,796
Interest & Investment Revenue	1,060	957	103	10%	4,972	2,679	2,294	46%	1,320	4,411	4,556	0	609	5,166
Other Revenues	2,286	2,344	(58)	-3%	15,531	16,083	(552)	-4%	11,607	21,445	16,788	14,606	0	31,394
Grants & Contributions - Operating Purposes	524	536	(12)	-2%	3,974	3,630	344	9%	6,263	18,695	15,287	3,793	309	19,389
Gain on Disposal	0	0	0	0%	0	990	(990)	-100%	159	0	0	990	0	990
Internal Revenue	2,876	2,689	186	6%	18,497	18,509	(12)	0%	17,834	35,950	35,982	(1,016)	0	34,966
RECURRENT REVENUE	21,406	20,511	895	4%	175,322	173,653	1,669	1%	109,110	233,795	226,091	20,669	918	247,678
Recurrent Expenditure														
Employee Benefits & Oncosts	4,604	5,069	465	9%	29,781	31,419	1,637	5%	33,284	65,575	66,085	(3,460)	(375)	62,250
Borrowing Costs	1,335	1,335	(0)	0%	2,904	2,898	(6)	0%	2,874	7,747	7,236	0	0	7,236
Materials & Services	15,251	16,741	1,490	9%	91,637	95,563	3,926	4%	84,611	167,726	193,797	7,378	842	202,017
Depreciation & Amortisation	3,467	3,501	35	1%	21,303	21,006	(297)	-1%	21,769	43,115	43,059	2,421	0	45,480
Other Expenses	1,232	1,102	(130)	12%	7,113	6,773	(340)	-5%	5,656	12,345	10,359	1,812	(146)	12,025
Loss on Disposal of Assets	38	0	(38)	0%	648	0	(648)	0%	691	4,847	0	0	0	0
Internal Expenses	2,856	2,644	(212)	8%	18,494	17,962	(532)	-3%	17,837	35,950	35,982	(1,016)	0	34,966
Less: Capitalised Expenses	(9,319)	(10,464)	1,145	11%	(59,058)	(61,358)	2,300	4%	(52,524)	(103,666)	(138,446)	15,645	(295)	(123,096)
RECURRENT EXPENDITURE	19,463	19,928	(465)	-2%	112,824	114,264	(1,440)	-1%	114,197	233,639	218,072	22,780	26	240,879
NET OPERATING (DEFICIT) / SURPLUS	1,943	583	1,360	233%	62,498	59,389	3,109	5%	(5,088)	156	8,019	(2,111)	892	6,799
Capital Revenue														
Capital Grants, Contributions and Donations	1,397	2,471	(1,074)	-77%	18,453	18,554	(101)	-1%	45,333	60,747	39,111	511	203	39,825
CAPITAL REVENUE	1,397	2,471	(1,074)	-77%	18,453	18,554	(101)	-1%	45,333	60,747	39,111	511	203	39,825
NET (DEFICIT) / SURPLUS	3,340	3,054	286	9%	80,951	77,943	3,008	4%	40,245	60,903	47,129	(1,600)	1,095	46,624

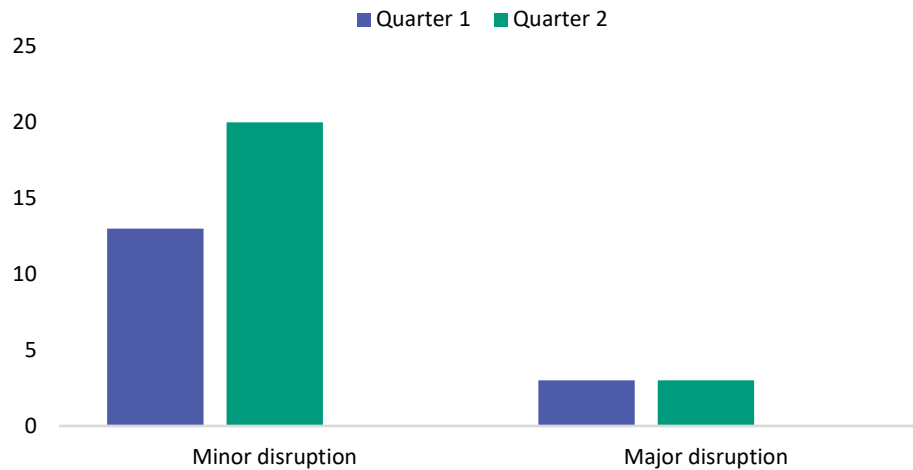
Capital projects overview (1 Oct – 31 Dec 22)

Complete	17	✓
On Track	89	○
Minor disruption	20	○
Major disruption	3	○
Total	129	



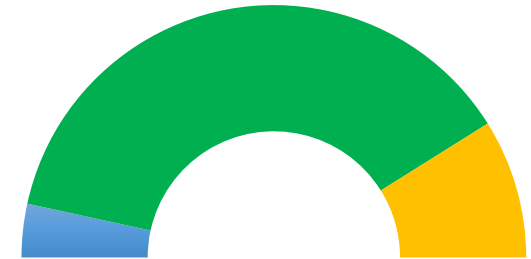
How are we tracking?

Projects have been off-track due to weather conditions and lack of resourcing.



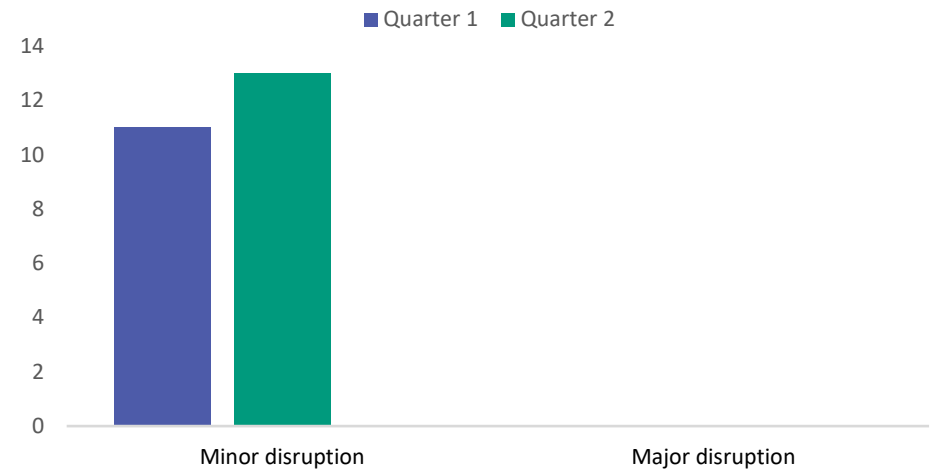
Significant projects overview (1 Oct – 31 Dec 22)

Complete	5	✓
On Track	55	○
Minor disruption	13	○
Major disruption	0	○
Total	73	



How are we tracking?

Projects have been tracking well for the October – December quarter.



What we did - highlights

Community Wellbeing

Library services

The library service received 41,078 physical visitors and issued 73,654 item loans during the October – December quarter.

Wiigulga Sports Complex

The Wiigulga Sports Complex had its opening on 3 December 22. It opened with a Community Day which included sports and performances to show the many activities the complex offers.

The precinct has:

- multi-sport playing fields with lighting
- accessible changing rooms and toilets
- a running and cycle track
- a pump track
- playground and balance play equipment

The complex has a main sports hall for indoor sports, a café and rooms for private gatherings, meetings and other activities.

View more about the new sports complex on our website:

coffsharbour.nsw.gov.au.

Community Prosperity

Small Business Month

Small Business Month held in November 2022, featured a Connect for Success program made by the 6 degrees team and partners. The program aimed to inform and inspire local businesspeople.

The event featured:

- a workshop to encourage staff retention in retail and hospitality
- a creative industries mini-conference and networking event
- Agrifood - growing your business through value-adding, reaching new markets and exploring a future Coffs Coast Food Hub
- The circular economy – what it is, how big it is and how it's relevant to your business

Eco destination accreditation – 1 year anniversary

Awarded by Ecotourism Australia, this program is recognised by Global Sustainable Tourism Council through Green Destinations. The ECO Destination Certification recognises the region for preserving its natural beauty. But it is also sustainable in giving back to the community and culturally authentic.

There are now 8 accredited ECO Tourism - Certified Champions on the Coffs Coast. Read more about our Certified Champions on the [Coffs Coast website](#).

A Place for Community

Draft Movement and Place Strategy

The Draft Coffs Harbour Movement and Place Strategy outlines the design, planning and delivery of our transport networks over the next 20 years.

We asked locals to help shape how we improve the way we travel around our local government area, and how we can make our streets more attractive places to live and work.

The Draft Coffs Harbour Movement and Place Strategy has a number of goals summarised as 10 Big Moves. These are:

- Supporting 15-minute neighbourhoods.
- Better streets.
- Improving our walking and cycling networks.
- Investing in our blue and green grid.
- Planning for beyond the Bypass.
- Connecting the city's key precincts and growth areas.
- Improving our public transport services.
- Careful parking management.
- Harnessing technology.
- Preparing shovel-ready projects to create great places.

Certify buildings performance

The City issued 73% (124) of the total Construction Certificates issued in the local government area over the October - December reporting period.

Sustainable Community Leadership

Bush 2 Beach festival – Corindi Beach

The Corindi community welcomed everyone from the Coffs Coast LGA and beyond to celebrate the start of summer with the Bush 2 Beach Festival.

The festival line-up included:

- Live bands including The Jacks and Surf Trash
- Drumming workshops
- Local food and markets stalls
- Gumbaynggirr culture
- Local history photos and stories
- Skate park youth zone featuring bands, skate clinics and loads of prizes up for grabs

There's also plenty of activities for kids including an inflatable obstacle course, a Trash and Treasure Hunt, an Eco Quest adventure app activity, the chance to witness a turtle release and loads of hands-on creative play and craft fun.

Local RFS, SES, Red Cross and other community organisations will also be running a 'wall of gratitude' mural where locals can share what they love about their community along with latest safety information on the big LED screen.