



**CITY OF
COFFS HARBOUR**
INTEGRATED
PLANNING AND
REPORTING

2022/23 Operational Plan
Quarterly progress report summary
1 January to 31 March 2023

Our performance over the last quarter



6 degrees provided 2 activities for business




119 dogs and cats impounded



97.2% of roads were defect free



8.6% increase in corporate social media audiences



44,664 physical visits to the library
Issued 78,857 item loans



0 Unresolved water quality complaints



Jetty Memorial Theatre sold 7,709 tickets



63% of capital work orders were completed on time



78.5% of construction certificates were issued by the City



95% of customer enquiries were resolved at first point of contact

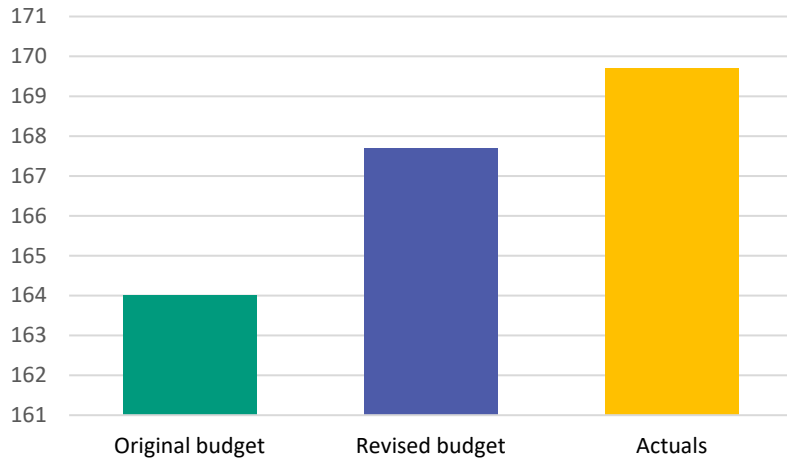


Coffs Coast Champions Event



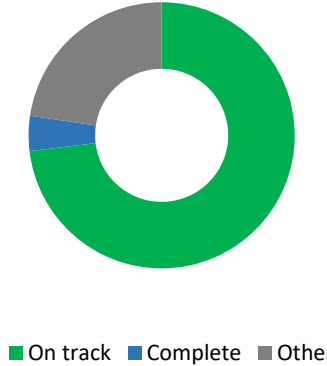
Australia Day Awards. Mayor, Councillor Paul Amos, Citizen of the year Helen Mears and General Manager Natalia Cowley

Year to date budget and spend (\$m)



Total initiatives 212


Initiatives completed or on track



Capital works program to date

\$76.1 million

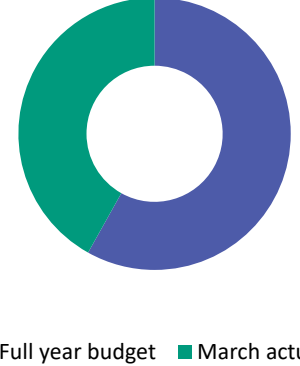
(total budget \$120.5 million)



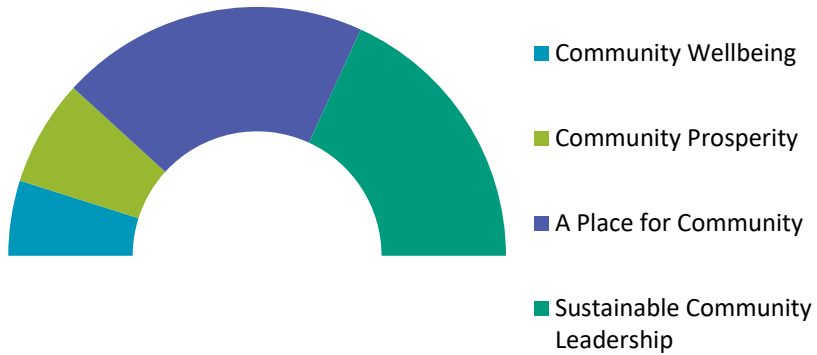
Operating expenditure to date

\$169.7 million

(total budget \$235.5 million)



Year to date expenditure by MyCoffs Community Strategic Plan theme



Capital works completed (Q3 only)

- Coffs Coast Regional Sports Hub New Amenities **\$3.74m**
- Coffs Water Reclamation Plant Pumps Refurbishments & renewals **\$0.08m**
- Solitary Islands Way Pavement Rehabilitation **\$0.47m**
- Upgrade Bus Stops Program **\$0.06m**
- Wooloolga Sports Field Sewer Pump Station Renewal **\$0.06m**
- Brodie Drive, Coffs Pump Station Impellers* **\$0.07m**
- Footpaths Program Elizabeth St, Sawtell **\$0.05m**
- Landfill Gas System Upgrade **\$0.07m**
- Cavanbah Aircon Renewal **\$0.11m**

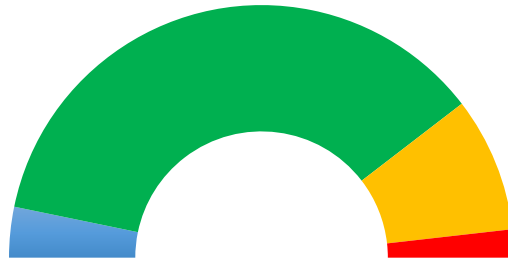
*Some projects are only practically complete. Actual spend does not include commitments/invoice yet to be paid.

Consolidated income statement

City of Coffs Harbour												
Consolidated Income Statement												
Period Ending: 31 March 2023												
DESCRIPTION	CURRENT MONTH				YEAR TO DATE					FULL YEAR		
	Actual \$'000	Budget \$'000	Variance \$'000	Var %	Actual \$'000	Budget \$'000	Variance \$'000	Var %	Last year LTD Actuals \$'000	Last Year Actual	Original Budget	Year End Forecast
Recurrent Revenue												
Rates & Annual Charges	9,242	9,226	16	0%	110,908	110,707	201	0%	79,310	107,222	108,698	110,977
User Charges & Fees	5,283	4,228	1,054	20%	34,912	33,924	988	3%	33,693	46,072	44,779	47,095
Interest & Investment Revenue	841	347	494	59%	7,827	3,721	4,106	52%	2,038	4,411	4,556	5,166
Other Revenues	1,862	1,692	170	9%	21,546	20,026	1,520	7%	14,055	21,445	16,788	28,556
Grants & Contributions - Operating Purposes	1,376	1,313	62	5%	6,120	5,697	423	7%	8,723	18,695	15,287	18,250
Gain on Disposal	0	0	0	0%	3,330	990	2,340	-100%	2	0	0	990
Internal Revenue	3,165	2,859	307	10%	27,153	26,351	803	3%	26,177	35,950	35,982	34,970
RECURRENT REVENUE	21,770	19,666	2,104	10%	211,796	201,415	10,381	5%	163,997	233,795	226,092	246,005
Recurrent Expenditure												
Employee Benefits & Oncosts	4,455	4,908	453	9%	44,209	46,375	2,166	5%	49,812	65,575	66,085	61,921
Borrowing Costs	1,030	1,011	(19)	-2%	4,611	4,584	(27)	-1%	4,793	7,747	7,236	7,236
Materials & Services	12,323	14,289	1,966	14%	122,429	132,809	10,380	8%	117,494	167,726	193,797	194,228
Depreciation & Amortisation	3,466	3,501	35	1%	31,727	31,510	(217)	-1%	32,405	43,115	43,059	45,480
Other Expenses	858	745	(113)	-15%	9,068	8,767	(301)	-3%	8,424	12,345	10,359	12,182
Loss on Disposal of Assets	1,592	0	(1,592)	0%	6,624	0	(6,624)	0%	2,784	4,847	0	0
Internal Expenses	3,165	2,713	(452)	-17%	27,132	26,178	(953)	-4%	26,168	35,950	35,983	34,955
Less: Capitalised Expenses	(7,007)	(8,184)	1,176	14%	(76,149)	(82,570)	6,421	-8%	(72,316)	(103,666)	(138,447)	(120,463)
RECURRENT EXPENDITURE	19,882	18,983	898	5%	169,652	167,654	1,999	1%	169,564	233,639	218,072	235,540
NET OPERATING (DEFICIT) / SURPLUS	1,888	683	1,205	176%	42,144	33,762	8,382	20%	(5,566)	156	8,019	10,465
Capital Revenue												
Capital Grants, Contributions and Donations	910	698	212	23%	22,835	23,249	(414)	-2%	52,825	60,747	39,110	39,708
CAPITAL REVENUE	910	698	212	23%	22,835	23,249	(414)	-2%	52,825	60,747	39,110	39,708
NET (DEFICIT) / SURPLUS	2,798	1,381	1,417	51%	64,979	57,011	7,968	14%	47,258	60,903	47,129	50,173

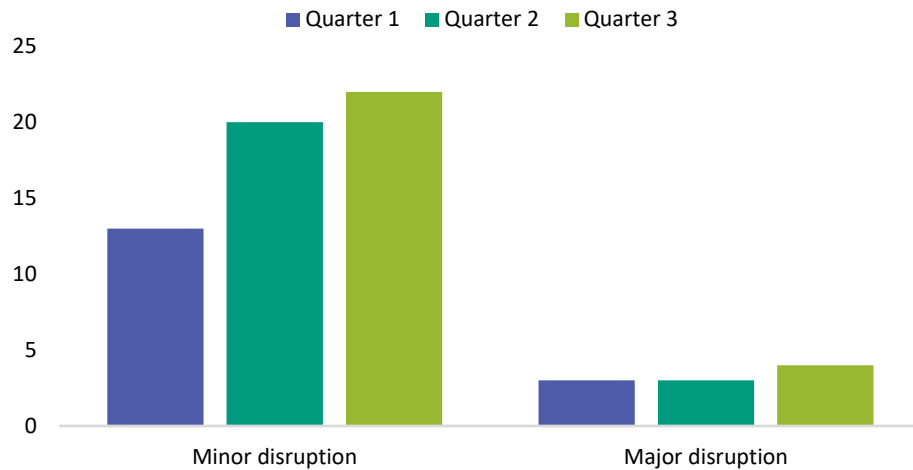
Capital projects overview (1 Jan – 31 Mar 23)

Complete	9	✓
On Track	101	○
Minor disruption	22	○
Major disruption	4	○
Total	139	



How are we tracking?

Projects have been off-track due to weather conditions, resourcing constraints and review of priorities.



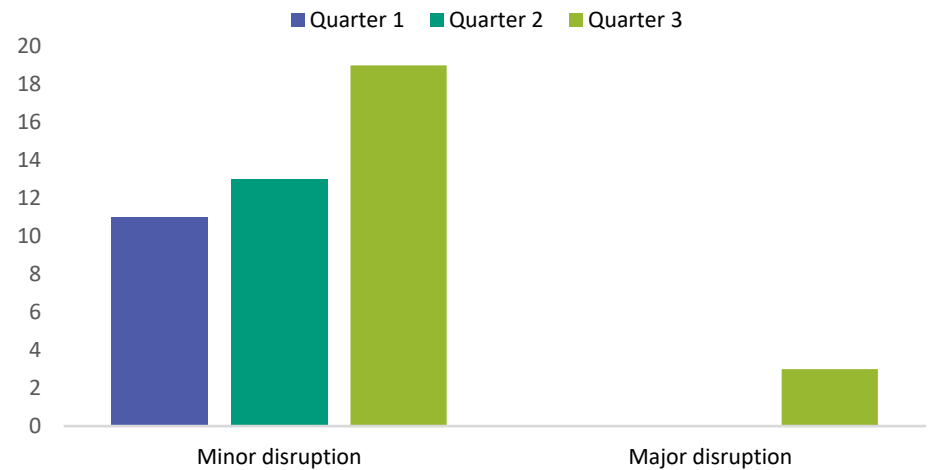
Significant projects overview (1 Jan – 31 Mar 23)

Complete	0	✓
On Track	54	○
Minor disruption	19	○
Major disruption	3	○
Total	76	



How are we tracking?

Projects have been tracking well for the January - March quarter.



What we did - highlights

Community Wellbeing

Library services

The library service received 44,664 physical visitors and issued 78,857 item loans during the January – March quarter.

2023 Australia Day Award Winners and Citizens

Three local legends were recognised for their achievements and community spirit at Coffs Harbour’s annual Australia Day Awards.

The winners were announced at a ceremony at the Botanic Garden where 98 new Australians also received their citizenship.

Citizen of the Year

Helen Mears

Mayor’s Community Spirit Award

Ian Taylor (pictured below)

Sport and Recreation

Ryan Gilchrist



Community Prosperity

Coffs Coast in top 3 of Global Green Awards

Coffs Coast placed in the top 3 of the Global Green Destinations Story Awards in the Culture and Tradition category.

The Coffs Coast’s entry was Two Path Strong which celebrates Aboriginal tourism on the Coffs Coast and the rich culture that has supported the establishment of the first bilingual school of an Aboriginal language in NSW – the [Gumbaynggirr Giingana Freedom School](#) (GGFS).

Every year, international sustainable tourism organisation Green Destinations collects outstanding entries worldwide to inspire tomorrow’s travellers and today’s tourism professionals – and the Coffs Coast was the only Australian finalist in 2023.



A Place for Community

Certify buildings performance

The City issued 78.5% of the total Construction Certificates issued in the local government area over the January - March reporting period.

Draft Public Realm Strategy

We have developed a draft Public Realm Strategy to 'Create a Connected Network of Public Open Space – that is clean, green and safe'. The strategy is on public exhibition until 5 May.

The draft strategy's aim is for everyone in our community to have access to clean green and safe open space within a 5-minute walk from their home. Public realm is all public land that the community can use.

Open spaces include our parks, our creeks, walking tracks, sport spaces, civic spaces, public facilities, streets and more. The draft strategy will aim to improve our network of open spaces to promote community connection, resilience, health and wellbeing through the planning, designing and managing our public spaces over the next 10 years. To provide better access and connections to our amazing outdoor environments and to strengthen our ties to nature.

Sustainable Community Leadership

Grant funds redirected to key local road repairs

Australian Government grant funding is to be directed to the repair of local roads. The City of Coffs Harbour was successful in its bid to Phase 3 of the Local Roads and Community Infrastructure Program and secured funds to the value of \$2,764,192. Two of the projects – local road repairs and works at Clive Joass Sports Park – have been completed.

However, after a review of the City's capital expenditure program for the current financial year meant 3 of the grant-funded projects - Boambee Creek footbridge refurbishment, West Coffs Cycleway and Dalgety Street foot/cycle bridge – were moved to a future program.

Since the deadline could not be met for these projects, the City identified 4 further local road projects worth \$960,000 that can be completed by 30 June 2023 funding deadline. These are Reid Drive, Frances Street and Riding Lane in Coffs Harbour, and Lyons Road in Bonville.