

CITY OF COFFS HARBOUR

INTEGRATED PLANNING AND REPORTING



2022/23 Operational Plan
Quarterly progress report summary

1 April to 30 June 2023

Our performance over the last quarter



6 degrees provided **3** activities for business



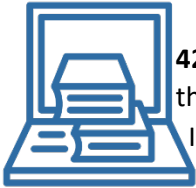
120 dogs and cats impounded



97% of roads were defect free



7% increase in corporate social media audiences



42,404 physical visits to the library
Issued **76,007** item loans



0 Unresolved water quality complaints



Jetty Memorial Theatre sold **13,202** tickets



89% of capital work orders were completed on time



86% of construction certificates were issued by the City



90% of customer enquiries were resolved at first point of contact

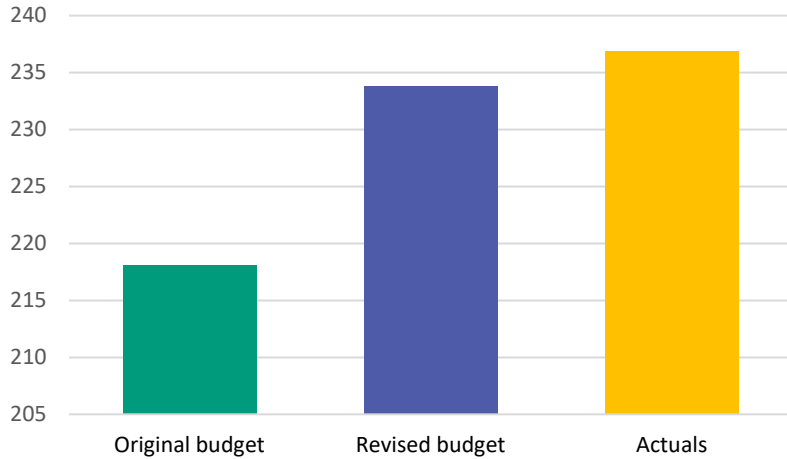


Coffs Coast Champions Event

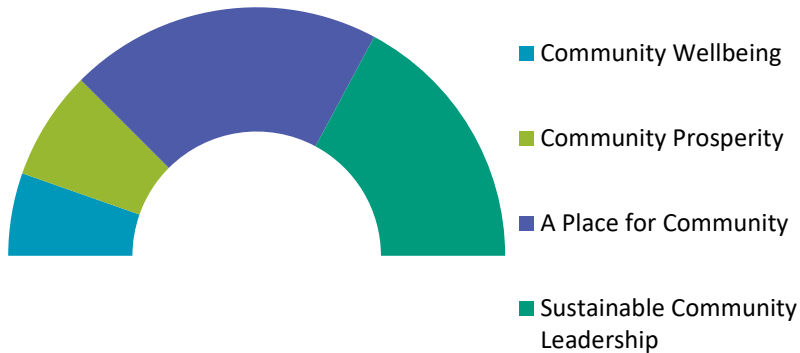


Sawtell Reserve Hall

Year to date budget and spend (\$m)

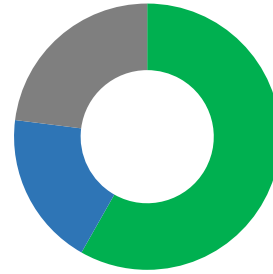


Year to date expenditure by MyCoffs Community Strategic Plan theme



Total initiatives 213

Initiatives completed or on track

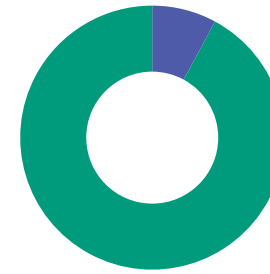


■ On track ■ Complete ■ Other

Capital works program to date

\$96.8 million

(total budget \$105.1 million)




■ Full year budget ■ March actual

Operating expenditure to date

\$234.7 million

(total budget \$233.8 million)



■ Full year budget ■ March actual

Capital works completed (Q4 only)

| | | | |
|--|---|--|---|
| Greys Road, Woolgoolga Pavement Renewal \$0.15m | Coffs Water Reclamation Plant Replace Turbidity Analysers \$0.03m | McClellands Bridge Upgrade* \$0.68m | Kerbs SRV 2022/23* \$0.06m |
| Richardson Park, Sawtell Carpark Upgrade \$0.34m | Lifeguard beach patrol equipment renewal \$0.01m | Sawtell Beach Holiday Park Hall Refurbishment* \$0.63m | Clive Joass Oval Sports Lighting* \$0.25m |
| Hosche Bridge Fridays Creek Road Renew \$0.44m | Sawtell Beach Holiday Park – Hot water System Upgrade \$0.06m | Becketts Bridge Renewal* \$1.13m | Footpaths SRV 2022/23* \$0.09m |
| S7.11 Flood Mitigation & Drainage Reserve West Coffs \$0.72m | Nile Lane Sewer Main Replacement \$0.09m | Coffs Water Reclamation Plant UV Lamps* \$0.17m | Unsealed Roads Gravel Resheet* \$0.15m |
| Salamander Street, Coffs Pedestrian Facilities \$0.13m | Woolgoolga Lake Holiday Park Tourist Sites* \$0.03m | Duke Street to Gordon Street Water Main* \$0.17m | Stories of Coffs – Museum and Gallery Permanent Exhibition* \$1.51m |
| Water Solar PV System \$1.72m | Karangi Water Treatment Plant Refurbishment – UV system* \$0.11m | Lining of Defective Sewer Pipes* \$1.16m | Upgrade the landfill leachate and s/w pumps, flow lines, cabling and power* \$0.14m |

*Some projects are only practically complete. Actual spend does not include commitments/invoice yet to be paid.

Consolidated income statement

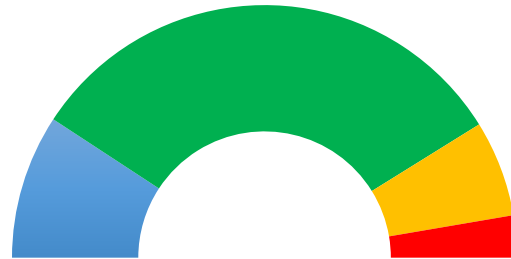
City of Coffs Harbour Consolidated Income Statement

Period Ending: 30 June 2023

| DESCRIPTION | CURRENT MONTH | | | | YEAR TO DATE | | | | | FULL YEAR | | | | |
|---|------------------|------------------|--------------------|-------------|------------------|------------------|--------------------|------------|---------------------------------------|---------------------|--------------------|---------------------|---------------------|----------------------|
| | Actual \$'000 | Budget \$'000 | Variance \$'000 | Var % | Actual \$'000 | Budget \$'000 | Variance \$'000 | Var % | Last year LTD Actuals \$'000 | Last Year Actual | Original Budget | Approved Changes | Proposed Changes | Year End Forecast |
| Recurrent Revenue | | | | | | | | | | | | | | |
| Rates & Annual Charges | 9,258 | 9,248 | 10 | 0% | 111,096 | 110,977 | 118 | 0% | 105,734 | 107,222 | 108,698 | 2,279 | 0 | 110,977 |
| User Charges & Fees | 7,408 | 5,613 | 1,795 | 32% | 52,386 | 47,095 | 5,291 | 11% | 45,511 | 46,072 | 44,779 | 2,316 | 0 | 47,095 |
| Interest & Investment Revenue | 1,535 | 750 | 785 | 105% | 10,610 | 5,298 | 5,312 | 100% | 4,409 | 4,411 | 4,556 | 742 | 0 | 5,298 |
| Other Revenues | 1,274 | 2,973 | (1,699) | -57% | 24,607 | 28,822 | (4,216) | -15% | 21,816 | 21,445 | 16,788 | 12,034 | 0 | 28,822 |
| Grants & Contributions - Operating Purposes | 7,356 | 11,947 | (4,591) | -38% | 14,503 | 18,742 | (4,239) | -23% | 18,431 | 18,695 | 15,287 | 3,455 | 0 | 18,742 |
| Gain on Disposal | 12 | 0 | 12 | 0% | 6,753 | 6,111 | 642 | 11% | 2 | 0 | 6,111 | 6,111 | 0 | 6,111 |
| Internal Revenue | 3,643 | 3,448 | 194 | 6% | 36,306 | 34,970 | 1,336 | 4% | 35,963 | 35,950 | 35,982 | (1,012) | 0 | 34,970 |
| RECURRENT REVENUE | 30,487 | 33,980 | (3,494) | -10% | 256,260 | 252,015 | 4,245 | 2% | 231,866 | 233,795 | 226,092 | 25,925 | 0 | 252,016 |
| Recurrent Expenditure | | | | | | | | | | | | | | |
| Employee Benefits & Oncosts | 6,735 | 5,383 | (1,352) | -25% | 61,213 | 61,921 | 708 | 1% | 65,575 | 65,575 | 66,085 | (4,164) | 0 | 61,921 |
| Borrowing Costs | 2,500 | 1,929 | (570) | -30% | 7,723 | 7,144 | (578) | -8% | 7,747 | 7,747 | 7,236 | (92) | 0 | 7,144 |
| Materials & Services | 12,203 | 23,971 | 11,768 | 49% | 157,921 | 177,572 | 19,651 | 11% | 167,255 | 167,726 | 193,797 | (16,225) | 0 | 177,572 |
| Depreciation & Amortisation | 7,314 | 6,998 | (316) | -5% | 46,014 | 45,480 | (534) | -1% | 43,116 | 43,115 | 43,059 | 2,421 | 0 | 45,480 |
| Other Expenses | 1,507 | 1,210 | (297) | 25% | 12,671 | 11,901 | (770) | -6% | 12,763 | 12,345 | 10,359 | 1,542 | 0 | 11,901 |
| Loss on Disposal of Assets | 2,596 | 0 | (2,596) | 0% | 9,676 | 0 | (9,676) | 0% | 18,719 | 4,847 | 0 | 0 | 0 | 0 |
| Internal Expenses | 3,643 | 3,562 | (81) | 2% | 36,285 | 34,855 | (1,430) | -4% | 35,950 | 35,950 | 35,983 | (1,128) | 0 | 34,855 |
| Less: Capitalised Expenses | (7,541) | (11,678) | 4,137 | 35% | (96,836) | (105,102) | 8,266 | -8% | (103,666) | (103,666) | (138,447) | 33,345 | 0 | (105,102) |
| RECURRENT EXPENDITURE | 28,957 | 31,376 | (2,419) | -8% | 234,667 | 233,772 | 895 | 0% | 247,459 | 233,639 | 218,072 | 15,699 | (0) | 233,771 |
| NET OPERATING (DEFICIT) / SURPLUS | 1,530 | 2,604 | (1,074) | -41% | 21,593 | 18,243 | 3,350 | 18% | (15,594) | 156 | 8,019 | 10,226 | 0 | 18,245 |
| Capital Revenue | | | | | | | | | | | | | | |
| Capital Grants, Contributions and Donations | 3,351 | 7,138 | (3,788) | -53% | 29,369 | 32,147 | (2,778) | -9% | 62,197 | 60,747 | 39,110 | (6,963) | 0 | 32,147 |
| CAPITAL REVENUE | 3,351 | 7,138 | (3,788) | -53% | 29,369 | 32,147 | (2,778) | -9% | 62,197 | 60,747 | 39,110 | (6,963) | 0 | 32,147 |
| NET (DEFICIT) / SURPLUS | 4,881 | 9,743 | (4,862) | -50% | 50,962 | 50,390 | 573 | 1% | 46,604 | 60,903 | 47,129 | 3,263 | 0 | 50,392 |

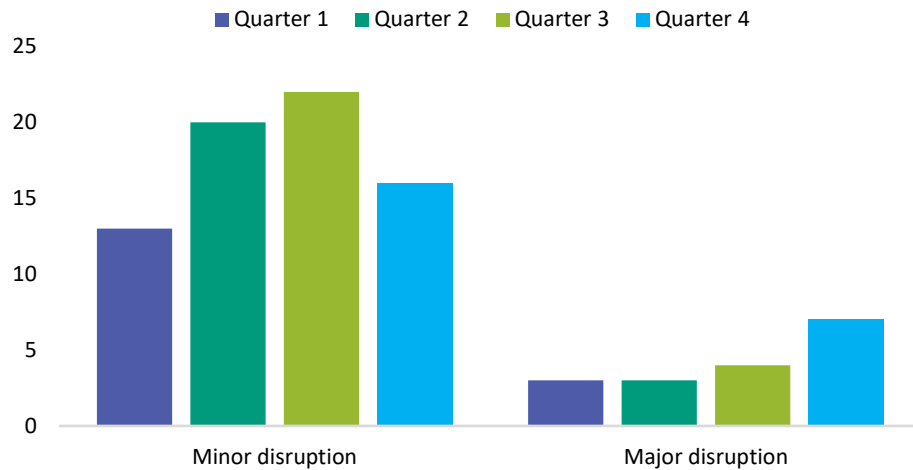
Capital projects overview (1 Apr – 30 Jun 23)

| | | |
|------------------|------------|---|
| Complete | 24 | ✓ |
| On Track | 83 | ○ |
| Minor disruption | 16 | ○ |
| Major disruption | 7 | ○ |
| Total | 130 | |



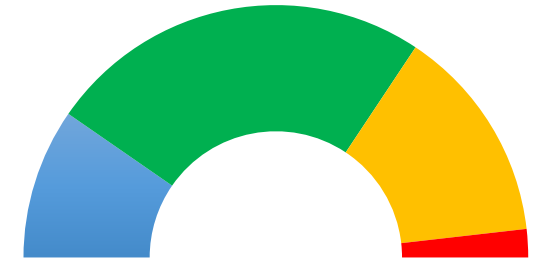
How are we tracking?

Projects have been off-track due to weather conditions and lack of resourcing.



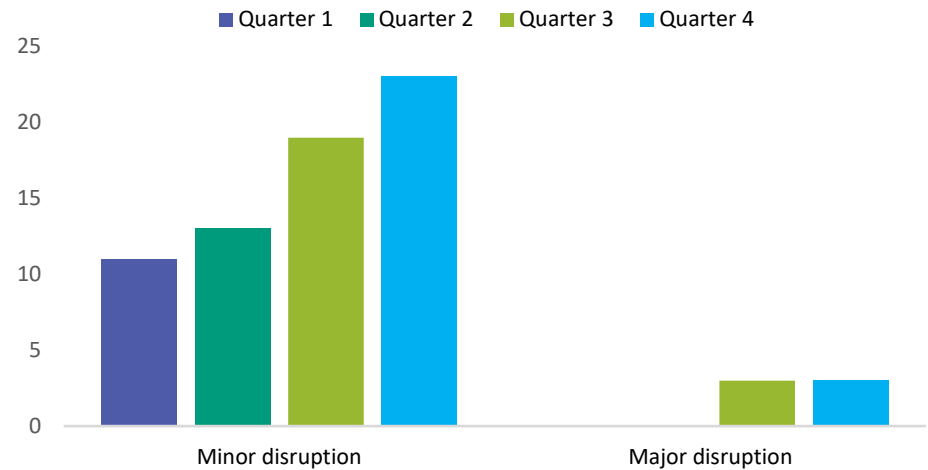
Significant projects overview (1 Apr – 30 Jun 23)

| | | |
|------------------|-----------|---|
| Complete | 16 | ✓ |
| On Track | 41 | ○ |
| Minor disruption | 23 | ○ |
| Major disruption | 3 | ○ |
| Total | 83 | |



How are we tracking?

Projects have been tracking well for the April - June quarter.



What we did - highlights

Community Wellbeing

Library services

The library service received 42,404 physical visitors and issued 76,007 item loans during the April – June quarter.

Wiigulga Sports Complex

Wiigulga Sports Complex's excellence as a sporting, community, inclusive and welcoming space has been recognised regionally with a place as a finalist in this year's Parks and Leisure Australia Awards of Excellence in Albury. This is a great achievement for the new facility.

The project was driven by community support and commitment to create an inclusive, vibrant and healthy community space for locals and visitors in the Northern Beaches area.

It is the result of a detailed co-design process that engaged with key stakeholders from state sporting organisations, to local clubs and organisations. As well as a community working group with representation from the:

- local Chamber of Commerce
- Garby (Gumbaynggirr) Elders
- the Sikh community
- local schools - particularly the adjacent Woolgoolga High School
- performing arts studios.

Community Prosperity

Grants Awarded for Arts and Cultural Projects

The City of Coffs Harbour has revealed the recipients for the 2023/2024 Arts and Cultural Development Grants Program. This supports and enriches the cultural life of the Coffs Harbour Local Government Area by providing financial assistance to artists and cultural groups.

After careful deliberation, the assessment panel has recommended the allocation of \$40,750 across 7 deserving projects:

- Emerald Beach Fair Inc – *Short documentary film on Emerald Beach*
- Sawtell Art Group auspicing for Bay School of Creative Arts – *Connecting Creatives and Community through mentorship, Creative practice, and enhanced Resilience*
- Sawtell Catholic Care / The Link – *Music for The Ages – An Intergenerational Music Project*
- Coffs Harbour Arts Council auspicing for “Walking Together Artists” - *‘Walking Together’ Exhibition*
- Auspicious Arts – auspicing for Fyreside Arts - *Creative Industries Partnership*
- Coffs City Choir Incorporated - *Foster the Enjoyment, Pleasure and Happiness that Music and Singing brings to our Community*
- NSW Service for the Treatment and Rehabilitation of Torture and Trauma Survivors - *Women’s Connection to Culture through Music.*

A Place for Community

Certify buildings performance

The City issued 86% of the total Construction Certificates issued in the local government area over the April - June reporting period.

City advances efforts to improve Hearnese Lake health

City of Coffs Harbour has written a report outlining a proposed plan of action. This included creating a dedicated Task Force.

Key elements of the proposed plan include:

- engaging with agricultural operators to address water quality impacts
- providing waste disposal facilities
- regular property visits to ensure compliance with water quality improvement measures.

The committee will write a report on a regular basis to outline actions taken at each property.

“A clean Hearnese Lake is beneficial for all of us in the Coffs LGA to support our diverse ecosystems and to ensure our environmental sustainability,” said Chris Chapman, Director City Planning & Communities at City of Coffs Harbour.

Sustainable Community Leadership

City’s Operational Plan and Delivery Program Finalised

During the April – June 2023 quarter the City’s Delivery Program and Operational Plan was on exhibition and finalised.

The City kept a focus on ensuring financial sustainability for the organisations. Other focus areas included:

- Realigning the current service levels and asset delivery to achieve the City’s ongoing financial sustainability
- Working with NSW Government in developing the Jetty Foreshore Precinct masterplan, and projects that emerge from it
- Helping drive new housing opportunities by facilitating residential release areas and urban renewal
- Supporting the community and City to better adapt to change – everything from waste and recycling, renewables, climate change through to a solid foundation to sustain us all before, during and after disasters and emergencies
- Delivering active transport options to help foster an active, safe and healthy community
- Investigating innovative and effective waste landfill options.

Rare Historic Building Comes Back to Life

Thanks to funding of \$500,000, the Historic Sawtell Reserve Hall has come back to life. This major restoration project covered structural integrity works, drainage, new balustrades and painting.

Dependent on the availability of funding the next stage will include:

- internal aesthetic works
- accessible amenity block
- a new kitchen.