



CITY OF COFFS HARBOUR INTERGRATED PLANNING AND REPORTING

2024/25 Operational Plan
Quarterly progress report detailed



Our performance over the last quarter



12 activities provided for businesses




74 dogs and **42** cats impounded



97.57% of footpath network defect free




11,630 visits to Yarrila Arts Museum




92,215 physical visits to the library
Issued **93,751** item loans



1 Unresolved water quality complaints



6,801 tickets sold at the Jetty Memorial Theatre



80% of customer enquiries were resolved at first point of contact



86.52% of construction certificates were issued by the City (as a total for the LGA)



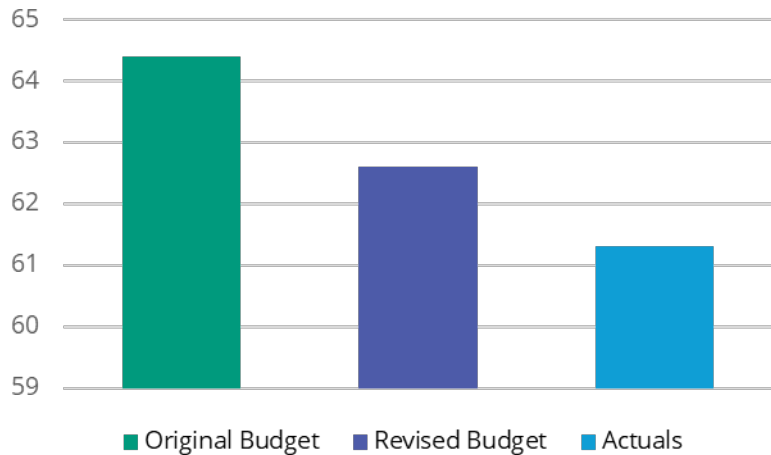
City of Coffs Harbour Open Day.



Modern Guru exhibition at Yarrila Arts and Museum.

Cover image: image caption

Year to date budget and spend (\$m)



Total initiatives

234

Initiatives completed or on track



■ On track ■ Complete ■ Other

Capital Works program to date

\$8.6 million

(total budget \$61.4 million)



■ Full year budget ■ Sep actual

Operating expenditure to date

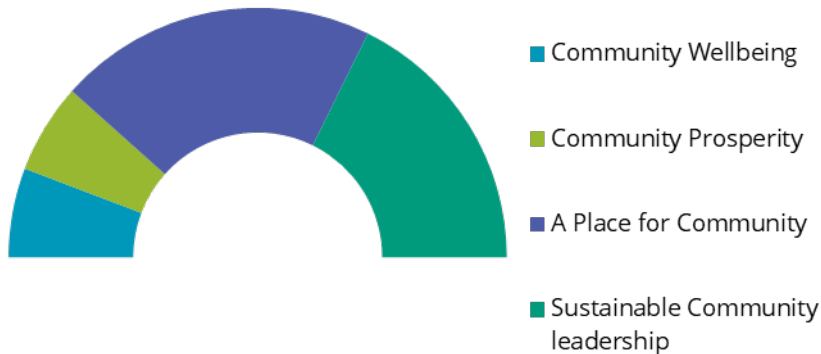
\$61.2 million

(total budget \$247.5 million)



■ Full year budget ■ Sep actual

Year to date expenditure by MyCoffs Community Strategic Plan theme



Capital works completed (Q1 only)

Bobo Bridge Renewal \$2.96m	Pollack Esplanade, curve widening (Whale Trail) \$0.39m	Ocean View Cr Relocate sewer main \$0.09m	SPS 2011 Renew Pumps \$0.02m
Woolgoolga Whale Trail \$1.34m	Shepherds Ln to Pearce Dr Water Main \$0.31m	BIG4 Park Beach Holiday Park Pool Resurfacing \$0.09m	SPS 1017 Pumps Renewal \$0.02m
Coffs WRP Replace Fibreglass Walkways \$0.52m	Environmental Visitor Building \$0.25m	Footpath Renewals \$0.07m	Small dog off-leash area, Thompsons Park \$0.02m
Tomkins Ave Water Main replacement \$0.43m	Laboratory Equipment Replacement \$0.14m	Arthur St, Water Main construction \$0.05m	Supply & install actuator on RWSS \$0.02m
Arthur St to Manning Ave Water Main \$0.40m	Rushton Av SPS Pump & SB Renewal \$0.11m	SPS 3028 Pumps Renewal \$0.03m	Poidevins Bridge Renewal* \$0.74m
Lowanna Tennis Court Renewal* \$0.25m	Kerb and Gutter Works* \$0.25m	Fitzroy Oval Scoreboard* \$0.03m	

*Some projects are only practically complete. Actual spend does not include commitments/invoices yet to

Consolidated income statement

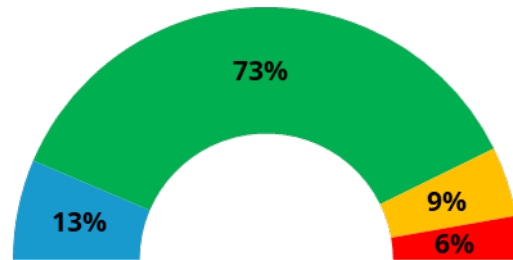
City of Coffs Harbour Consolidated Income Statement

Period Ending: 30 September 2024

DESCRIPTION	CURRENT MONTH				YEAR TO DATE					FULL YEAR			
	Actual \$'000	Budget \$'000	Variance \$'000	Var %	Actual \$'000	Budget \$'000	Variance \$'000	Var %	Last year LTD Actuals \$'000s	Last Year Actual \$'000	Original Budget \$'000	Approved Changes Sept Qtr \$'000	Year End Forecast \$'000
Operating Income													
Rates & Annual Charges	9,984	9,952	32	0%	119,809	118,142	1,667	1%	28,402	114,114	119,579	(150)	119,429
User Charges & Fees	5,096	4,670	427	9%	10,487	9,834	653	7%	9,379	53,451	49,237	(519)	48,718
Interest & Investment Revenue	1,516	1,583	(67)	-4%	4,845	4,317	528	12%	3,874	18,914	11,790	4,976	16,765
Other Revenues	1,718	1,511	207	14%	3,273	3,050	223	7%	4,001	14,006	18,329	319	18,648
Grants & Contributions - Operating Purposes	3,165	3,240	(76)	-2%	5,334	5,305	30	1%	1,935	21,922	17,372	3,728	21,100
Internal Revenue	2,892	2,814	78	3%	9,347	9,210	137	1%	9,421	37,242	34,190	540	34,730
Total Income from continuing Operations	24,371	23,771	600	3%	153,094	149,858	3,236	2%	57,013	259,650	250,496	8,894	259,391
Operating Expenditure													
Employee Benefits & Oncosts	6,025	6,689	(664)	-10%	17,212	17,984	(772)	-4%	15,218	62,405	68,264	97	68,361
Borrowing Costs	817	817	(0)	0%	665	665	(0)	0%	790	6,827	5,283	0	5,283
Materials & Services	6,475	6,604	(129)	-2%	20,365	21,208	(843)	-4%	18,135	71,243	66,671	12,208	78,879
Depreciation & Amortisation	4,447	4,447	0	0%	12,942	12,942	0	0%	11,389	56,617	50,970	6,345	57,315
Other Expenses	584	588	(4)	-1%	908	885	23	3%	890	2,936	12,838	(9,405)	3,433
Loss on Disposal of Assets	0	0	0	0%	79	0	79	0%	200	5,580	0	0	0
Internal Expenses	2,800	2,741	59	2%	9,098	8,904	194	2%	9,906	36,288	34,190	(9)	34,181
Total Expenditure from continuing Operations	21,148	21,886	(739)	-3%	61,269	62,588	(1,319)	-2%	56,528	241,895	238,216	9,235	247,451
OPERATING (DEFICIT) / SURPLUS	3,223	1,884	1,338	71%	91,826	87,270	4,556	5%	485	17,755	12,280	(341)	11,940
Capital Revenue													
Capital Grants, Contributions and Donations	3,588	3,538	51	1%	6,447	6,546	(99)	-2%	6,202	34,228	27,034	1,526	28,560
CAPITAL REVENUE	3,588	3,538	51	1%	6,447	6,546	(99)	-2%	6,202	34,228	27,034	1,526	28,560
NET OPERATING RESULT (Incl. Capital Grants & Contributions)	6,811	5,422	1,389	26%	98,272	93,816	4,457	5%	6,686	51,983	39,314	1,185	40,499
Capital Expenditure	3,477	5,121	(1,644)	-32%	8,655	11,483	(2,828)	-25%	11,969	51,361	60,533	829	61,361

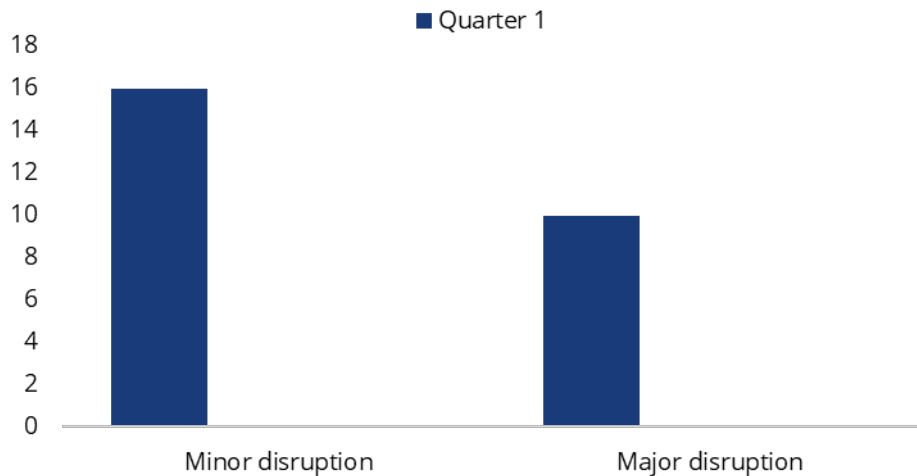
Capital projects overview

Complete	23	✓
On Track	130	○
Minor disruption	16	○
Major disruption	10	○
Total	179	



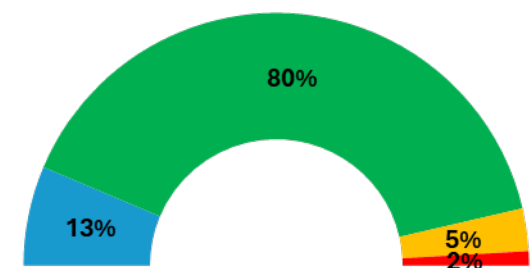
How are we tracking?

Capital projects are tracking fairly well for the first quarter, some projects are not on track due to delays in some supplies and resourcing or wait times for some aspects of projects.



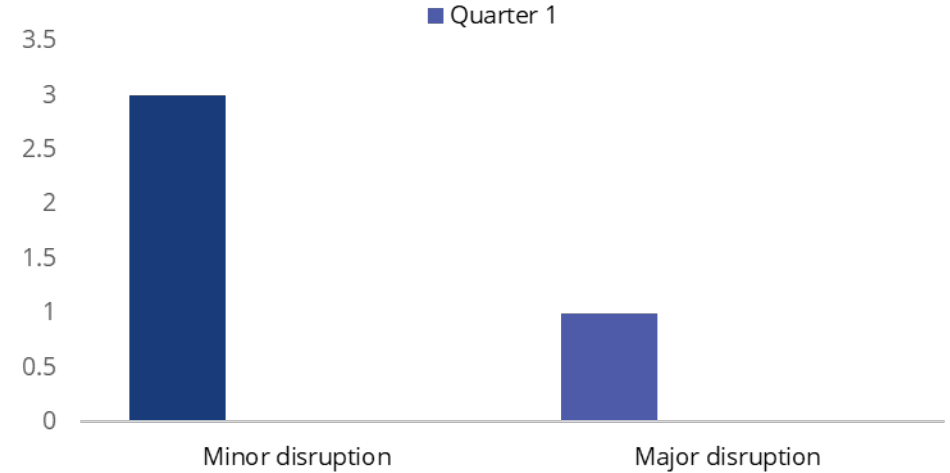
Operating projects overview

Complete	7	✓
On Track	44	○
Minor disruption	3	○
Major disruption	1	○
Total	55	



How are we tracking?

Significant projects are also tracking well for the quarter. Wait times for some processes (system upgrades/reviews) and longer time required for effective community consultation have impacted some significant projects.



What we did - highlights

Community Wellbeing

Modern Guru Exhibition at Yarrila Arts and Museum

A trio of three-dimensional mind-bending exhibitions were on show from 23 August to 10 November at the City of Coffs Harbour's (City) Yarrila Arts and Museum (YAM).

Modern Guru and the Path to Artificial Happiness, Electric Dreams and Serendipia all play with light.

Critically acclaimed internationally, this is the first time Modern Guru has been presented in Australia, with exhibitions that have been developed exclusively for YAM.

Nimrod Weis, one of the creators of Modern Guru which has exhibited at France, Netherlands, Singapore and Taiwan, said "what a beautiful space (Yarrila)."

"It's a privilege to share this art around the world."

Visitors had to navigate past giant inflatable trees and animated stick insects before facing the Modern Guru. Take his photo and he'll spit out a printed unique message just for you.

"We're actually asking AI about happiness, and some of the answers are almost satire," Weis said.

"All the characters in this space are interactive. The work is immersive and even the trees will sing."

Entry to the exhibition was free and throughout the exhibition period there was free family activities in The Workshop.

Community Prosperity

Boosting Coffs AgriFood industry

Local business people will get a rare insight into a people-led revolution shaking things up in the food and beverage industry at a special evening hosted by the City, Future Food Systems and QUT on 23 July 2024. The first is a not-for-profit food industry cluster which drives trade locally and globally through collaboration and innovation.

This event brought together everyone from the local food chain - producers, farmers, fishers manufacturers, distributors, retailers, wholesalers, cafe owners and restaurateurs - to lay the groundwork for future collaborations.

The Coffs Coast agrifood sector adds more than \$744 million annually to the local economy and is the largest producer of exports in the region.

Guest speakers included:

- Food and Agribusiness Network (FAN), its CEO Nicole McNaughton
- Andy Eves-Brown, CEO of TURBINE.

Attendees had the opportunity to engage directly with the keynote speakers in a Q&A session and were updated on the Coffs Agrifood Living Lab (CALL) project by facilitators Dr Oz Dedehayir and Dr Jack Adams.

A Place for Community

Woolgoolga Whale Trail

Woolgoolga Headland was a popular spot on 7 October for the official opening of the City of Coffs Harbour's Whale Trail.

An 80-strong crowd of residents, City representatives and politicians basked on a summery winter's day to walk-the-walk along the enhanced waterfront pathway which affords some of the best views in Australia.

The 570-metre long pathway skirts the clifftops and includes about 110 metres of boardwalk. Additional carparking, kerbing, fresh seating and lookouts complete the package.

The Whale Trail removes the 'missing link' - connecting Woolgoolga Beach Reserve with the Solitary Islands Coastal Walk.

The City managed the Whale Trail project and contributed \$330,000, while the Federal Government provided \$1.1 million through the Department of Infrastructure, Transport, Regional Development, Communications and the Arts.

Sustainable Community Leadership

City Open Day

Residents with a head for heights were wowed by the City of Coffs Harbour's first ever Open Day.

More than 1,000 people poured through the gates at the C.ex Coffs International Stadium on 11 August for an educational and entertaining voyage.

Open day activities included:

- Discover waterwise plants suitable for your garden
- Explore a mini-replica holiday park
- View a street sweeper demonstration
- See Indigenous artefacts
- Find out how The Lab experts test water quality in the field
- Learn how to read your water metre.

The most popular activities were a ride on a cherry picker and the free sausage sizzle.

Other favourites included art and craft-making tables, putting the remote-controlled mower through its paces and photos in front of the City's 'media wall'.

Several residents came to explore career opportunities with the City, which employs a skilled workforce including engineers, scientists and accountants through to positions in tourism, the arts, customer service and sports management.