

**SAMPLE POINT DATA**  
**EPA Sample Point 8 - Effluent Quality Monitoring -**  
**Moonee WRP**  
**Coffs Harbour Water Reclamation Works**  
**EPA Licence 573**  
**Coffs Harbour City Council**  
**Locked Bag 155**  
**Coffs Harbour NSW 2450**

COFFS HARBOUR CITY COUNCIL



Reporting Period: 1 July 2014 to 30 June 2015

Test Frequency: Monthly

[Click here to access this licence on the EPA website](#)

Notes: "<" This symbol means less than: it is typically equal to the limit of detection of the analytical procedure used.

Cells highlighted indicate results that reach Council's 90 and 100 percentile limits

Date Sample Collected	Date Obtained	Date Published	Faecal Coliforms cfu/100ml	Comments
01/07/14	1/07/2014	13/10/2015	0	
08/07/14	8/07/2014	13/10/2015	0	
15/07/14	15/07/2014	13/10/2015	0	
22/07/14	22/07/2014	13/10/2015	6	
29/07/14	29/07/2014	13/10/2015	0	
05/08/14	5/08/2014	13/10/2015	0	
26/08/14	26/08/2014	13/10/2015	0	
30/09/14	30/09/2014	13/10/2015	0	
28/10/14	28/10/2014	13/10/2015	0	
25/11/14	25/11/2014	13/10/2015	2	
09/12/14	9/12/2014	13/10/2015	0	
20/01/15	20/01/2015	13/10/2015	0	
24/02/15	24/02/2015	13/10/2015	0	
24/03/15	24/03/2015	13/10/2015	0	
21/04/15	21/04/2015	13/10/2015	0	
26/05/15	26/05/2015	13/10/2015	1	
23/06/15	23/06/2015	13/10/2015	0	



**SAMPLE POINT DATA**  
**EPA Sample Point 11 - Effluent Quality Monitoring -**  
**Woolgoolga WRP**  
**Coffs Harbour Water Reclamation Works**  
**EPA Licence 573**  
**Coffs Harbour City Council**  
**Locked Bag 155**  
**Coffs Harbour NSW 2450**

Reporting Period: 1 July 2014 to 30 June 2015


Test Frequency: Monthly

[Click here to access this licence on the EPA website](#)

Notes: "<" This symbol means less than: it is typically equal to the limit of detection of the analytical procedure used.

Cells highlighted indicate results that reach Council's 90 and 100 percentile limits

Date Sample Collected	Date Obtained	Date Published	Faecal Coliforms cfu/100ml	Comments
01/07/14	1/07/2014	13/10/2015	0	
08/07/14	8/07/2014	13/10/2015	0	
15/07/14	15/07/2014	13/10/2015	0	
22/07/14	22/07/2014	13/10/2015	0	
29/07/14	29/07/2014	13/10/2015	0	
05/08/14	5/08/2014	13/10/2015	0	
12/08/14	12/08/2014	13/10/2015	0	
09/09/14	9/09/2014	13/10/2015	0	
14/10/14	14/10/2014	13/10/2015	0	
11/11/14	11/11/2014	13/10/2015	0	
09/12/14	9/12/2014	13/10/2015	0	
06/01/15	6/01/2015	13/10/2015	0	
10/02/15	10/02/2015	13/10/2015	0	
10/03/15	10/03/2015	13/10/2015	TNTC*	TNTC = Too Numerous To Count
14/04/15	14/04/2015	13/10/2015	0	
12/05/15	12/05/2015	13/10/2015	0	
09/06/15	9/06/2015	13/10/2015	0	

<b>SAMPLE POINT DATA</b> <b>EPA Sample Point 13 - Effluent Quality Monitoring -</b> <b>Morgans Road Reservoir</b> <b>Coffs Harbour Water Reclamation Works</b> <b>EPA Licence 573</b> <b>Coffs Harbour City Council</b> <b>Locked Bag 155</b> <b>Coffs Harbour NSW 2450</b>			<b>COFFS HARBOUR CITY COUNCIL</b> 	
Reporting Period: 1 July 2014 to 30 June 2015				
Test Frequency: Weekly				
<a href="#">Click here to access this licence on the EPA website</a>				
Notes:	" < " This symbol means less than: it is typically equal to the limit of detection of the analytical procedure used.			
Cells highlighted indicate results that reach Council's 90 and 100 percentile limits				
Date Sample Collected	Date Obtained	Date Published	Faecal Coliforms cfu/100ml	Comments
01/07/14	1/07/2014	13/10/2015	0	
08/07/14	8/07/2014	13/10/2015	0	
15/07/14	15/07/2014	13/10/2015	0	
22/07/14	22/07/2014	13/10/2015	0	
29/07/14	29/07/2014	13/10/2015	0	
05/08/14	5/08/2014	13/10/2015	0	
12/08/14	12/08/2014	13/10/2015	0	
19/08/14	19/08/2014	13/10/2015	0	
26/08/14	26/08/2014	13/10/2015	0	
02/09/14	2/09/2014	13/10/2015	0	
09/09/14	9/09/2014	13/10/2015	0	
16/09/14	16/09/2014	13/10/2015	15	
18/09/14	18/09/2014	13/10/2015	0	
23/09/14	23/09/2014	13/10/2015	0	
30/09/14	30/09/2014	13/10/2015	0	
07/10/14	7/10/2014	13/10/2015	0	
14/10/14	14/10/2014	13/10/2015	0	
21/10/14	21/10/2014	13/10/2015	0	
28/10/14	28/10/2014	13/10/2015	0	
04/11/14	4/11/2014	13/10/2015	0	
11/11/14	11/11/2014	13/10/2015	0	
18/11/14	18/11/2014	13/10/2015	0	
25/11/14	25/11/2014	13/10/2015	0	
02/12/14	2/12/2014	13/10/2015	0	
09/12/14	9/12/2014	13/10/2015	0	
16/12/14	16/12/2014	13/10/2015	0	
22/12/14	22/12/2014	13/10/2015	0	
06/01/15	6/01/2015	13/10/2015	0	
13/01/15	13/01/2015	13/10/2015	0	
20/01/15	20/01/2015	13/10/2015	0	
27/01/15	27/01/2015	13/10/2015	0	
03/02/15	3/02/2015	13/10/2015	0	
10/02/15	10/02/2015	13/10/2015	0	
17/02/15	17/02/2015	13/10/2015	0	
24/02/15	24/02/2015	13/10/2015	0	
03/03/15	3/03/2015	13/10/2015	0	
10/03/15	10/03/2015	13/10/2015	0	
17/03/15	17/03/2015	13/10/2015	0	
24/03/15	24/03/2015	13/10/2015	0	
31/03/15	31/03/2015	13/10/2015	0	



Data Continued - EPA Sample Point 13 - Effluent Quality Monitoring - Morgans Road Reservoir

Coffs Harbour Water Reclamation Works


EPA Licence 573


Coffs Harbour City Council

Locked Bag 155

Coffs Harbour NSW 2450

Date Sample Collected	Date Obtained	Date Published	Faecal Coliforms cfu/100ml	Comments
07/04/15	7/04/2015	13/10/2015	0	
14/04/15	14/04/2015	13/10/2015	0	
21/04/15	21/04/2015	13/10/2015	0	
28/04/15	28/04/2015	13/10/2015	0	
05/05/15	5/05/2015	13/10/2015	0	
12/05/15	12/05/2015	13/10/2015	0	
19/05/15	19/05/2015	13/10/2015	0	
26/05/15	26/05/2015	13/10/2015	0	
02/06/15	2/06/2015	13/10/2015	0	
09/06/15	9/06/2015	13/10/2015	0	
16/06/15	16/06/2015	13/10/2015	0	
23/06/15	23/06/2015	13/10/2015	0	
30/06/15	30/06/2015	13/10/2015	0	

<b>SAMPLE POINT DATA</b> <b>EPA Sample Point 15 - Effluent Quality Monitoring - Coffs Harbour Reuse</b> <b>Coffs Harbour Water Reclamation Works</b> <b>EPA Licence 573</b> <b>Coffs Harbour City Council</b> <b>Locked Bag 155</b> <b>Coffs Harbour NSW 2450</b>			<b>COFFS HARBOUR CITY COUNCIL</b> 	
Reporting Period: 1 July 2014 to 30 June 2015				
Test Frequency: Weekly				
<a href="#">Click here to access this licence on the EPA website</a>				
Notes:	"<" This symbol means less than: it is typically equal to the limit of detection of the analytical procedure used.			
Cells highlighted indicate results that reach Council's 90 and 100 percentile limits				
Date Sample Collected	Date Obtained	Date Published	Faecal Coliforms cfu/100ml	Comments
01/07/14	1/07/2014	13/10/2015	0	
08/07/14	8/07/2014	13/10/2015	0	
15/07/14	15/07/2014	13/10/2015	0	
22/07/14	22/07/2014	13/10/2015	0	
29/07/14	29/07/2014	13/10/2015	0	
05/08/14	5/08/2014	13/10/2015	0	
12/08/14	12/08/2014	13/10/2015	0	
19/08/14	19/08/2014	13/10/2015	0	
26/08/14	26/08/2014	13/10/2015	0	
02/09/14	2/09/2014	13/10/2015	0	
09/09/14	9/09/2014	13/10/2015	0	
16/09/14	16/09/2014	13/10/2015	15	
18/09/14	18/09/2014	13/10/2015	0	
23/09/14	23/09/2014	13/10/2015	0	
30/09/14	30/09/2014	13/10/2015	0	
14/10/14	14/10/2014	13/10/2015	0	
21/10/14	21/10/2014	13/10/2015	0	
28/10/14	28/10/2014	13/10/2015	0	
04/11/14	4/11/2014	13/10/2015	0	
11/11/14	11/11/2014	13/10/2015	0	
18/11/14	18/11/2014	13/10/2015	0	
25/11/14	25/11/2014	13/10/2015	0	
02/12/14	2/12/2014	13/10/2015	0	
09/12/14	9/12/2014	13/10/2015	0	
16/12/14	16/12/2014	13/10/2015	0	
22/12/14	22/12/2014	13/10/2015	0	
06/01/15	6/01/2015	13/10/2015	0	
13/01/15	13/01/2015	13/10/2015	0	
20/01/15	20/01/2015	13/10/2015	0	
27/01/15	27/01/2015	13/10/2015	0	
03/02/15	3/02/2015	13/10/2015	0	
10/02/15	10/02/2015	13/10/2015	0	
17/02/15	17/02/2015	13/10/2015	0	
24/02/15	24/02/2015	13/10/2015	0	
03/03/15	3/03/2015	13/10/2015	0	
10/03/15	10/03/2015	13/10/2015	0	
17/03/15	17/03/2015	13/10/2015	0	
24/03/15	24/03/2015	13/10/2015	0	
31/03/15	31/03/2015	13/10/2015	0	
07/04/15	7/04/2015	13/10/2015	0	
14/04/15	14/04/2015	13/10/2015	0	
21/04/15	21/04/2015	13/10/2015	0	

<b>SAMPLE POINT DATA</b> <b>EPA Sample Point 15 - Effluent Quality Monitoring - Coffs Harbour Reuse</b> <b>Coffs Harbour Water Reclamation Works</b> <b>EPA Licence 573</b> <b>Coffs Harbour City Council</b> <b>Locked Bag 155</b>	<b>COFFS HARBOUR CITY COUNCIL</b> 
--	---

Reporting Period: 1 July 2014 to 30 June 2015


Test Frequency: Weekly


[Click here to access this licence on the EPA website](#)

Notes: "<" This symbol means less than: it is typically equal to the limit of detection of the analytical procedure used.

Cells highlighted indicate results that reach Council's 90 and 100 percentile limits

Date Sample Collected	Date Obtained	Date Published	Faecal Coliforms cfu/100ml	Comments
28/04/15	28/04/2015	13/10/2015	0	
05/05/15	5/05/2015	13/10/2015	0	
12/05/15	12/05/2015	13/10/2015	0	
19/05/15	19/05/2015	13/10/2015	0	
26/05/15	26/05/2015	13/10/2015	0	
02/06/15	2/06/2015	13/10/2015	0	
09/06/15	9/06/2015	13/10/2015	0	
16/06/15	16/06/2015	13/10/2015	0	
23/06/15	23/06/2015	13/10/2015	0	
30/06/15	30/06/2015	13/10/2015	0	

<b>SAMPLE POINT DATA</b> <b>EPA Sample Point 19 - Effluent Quality Monitoring -</b> <b>Corindi Reuse Onsite</b> <b>Coffs Harbour Water Reclamation Works</b> <b>EPA Licence 573</b> <b>Coffs Harbour City Council</b> <b>Locked Bag 155</b> <b>Coffs Harbour NSW 2450</b>			<b>COFFS HARBOUR CITY COUNCIL</b> 	
Reporting Period: 1 July 2014 to 30 June 2015				
Test Frequency: Monthly				
<a href="#">Click here to access this licence on the EPA website</a>				
Notes:	"<" This symbol means less than: it is typically equal to the limit of detection of the analytical procedure used.			
	Cells highlighted indicate results that reach Council's 90 and 100 percentile limits			
Date Sample Collected	Date Obtained	Date Published	Faecal Coliforms cfu/100ml	Comments
01/07/14	1/07/2014	13/10/2015	0	
08/07/14	8/07/2014	13/10/2015	0	
15/07/14	15/07/2014	13/10/2015	0	
22/07/14	22/07/2014	13/10/2015	0	
29/07/14	29/07/2014	13/10/2015	0	
05/08/14	5/08/2014	13/10/2015	0	
02/09/14	2/09/2014	13/10/2015	0	
08/10/14	8/10/2014	13/10/2015	0	
21/10/14	21/10/2014	13/10/2015	0	
04/11/14	4/11/2014	13/10/2015	0	
18/11/14	18/11/2014	13/10/2015	0	
26/11/14	26/11/2014	13/10/2015	0	
16/12/14	16/12/2014	13/10/2015	0	
13/01/15	13/01/2015	13/10/2015	0	
20/01/15	20/01/2015	13/10/2015	0	
27/01/15	27/01/2015	13/10/2015	0	
03/02/15	3/02/2015	13/10/2015	20	
10/02/15	10/02/2015	13/10/2015	0	
10/03/15	10/03/2015	13/10/2015	53	
07/04/15	7/04/2015	13/10/2015	0	
13/05/15	13/05/2015	13/10/2015	0	
02/06/15	2/06/2015	13/10/2015	0	

<b>SAMPLE POINT DATA</b> <b>EPA Sample Point 22 - Effluent Quality Monitoring -</b> <b>Corindi Reuse Offsite</b> <b>Coffs Harbour Water Reclamation Works</b> <b>EPA Licence 573</b> <b>Coffs Harbour City Council</b> <b>Locked Bag 155</b> <b>Coffs Harbour NSW 2450</b>			<b>COFFS HARBOUR CITY COUNCIL</b> 	
Reporting Period: 1 July 2014 to 30 June 2015				
Test Frequency: Weekly				
<a href="#">Click here to access this licence on the EPA website</a>				
Notes:	"<" This symbol means less than: it is typically equal to the limit of detection of the analytical procedure used.			
Cells highlighted indicate results that reach Council's 90 and 100 percentile limits				
Date Sample Collected	Date Obtained	Date Published	Faecal Coliforms cfu/100ml	Comments
08/07/14	8/07/2014	13/10/2015	0	
05/08/14	5/08/2014	13/10/2015	0	
12/08/14	12/08/2014	13/10/2015	0	
19/08/14	19/08/2014	13/10/2015	0	
26/08/14	26/08/2014	13/10/2015	0	
02/09/14	2/09/2014	13/10/2015	2	
09/09/14	9/09/2014	13/10/2015	48	
16/09/14	16/09/2014	13/10/2015	9	
23/09/14	23/09/2014	13/10/2015	51	
01/10/14	1/10/2014	13/10/2015	0	
14/10/14	14/10/2014	13/10/2015	0	
28/10/14	28/10/2014	13/10/2015	28	
04/11/14	4/11/2014	13/10/2015	0	
11/11/14	11/11/2014	13/10/2015	85	
02/12/14	2/12/2014	13/10/2015	0	
22/12/14	22/12/2014	13/10/2015	10	